

DAILY DERIVATIVES RESEARCH REPORT

January 9, 2026

NIFTY OI

Current	Absolute Chg
18.18	2.47
Previous	% Change
15.71	15.72%


INDIA VIX

Current	Absolute Chg
10.60	0.65
Previous	% Change
9.95	6.53%

PCR

Current	Absolute Chg
0.66	-0.22
Previous	% Change
0.89	-25.1%

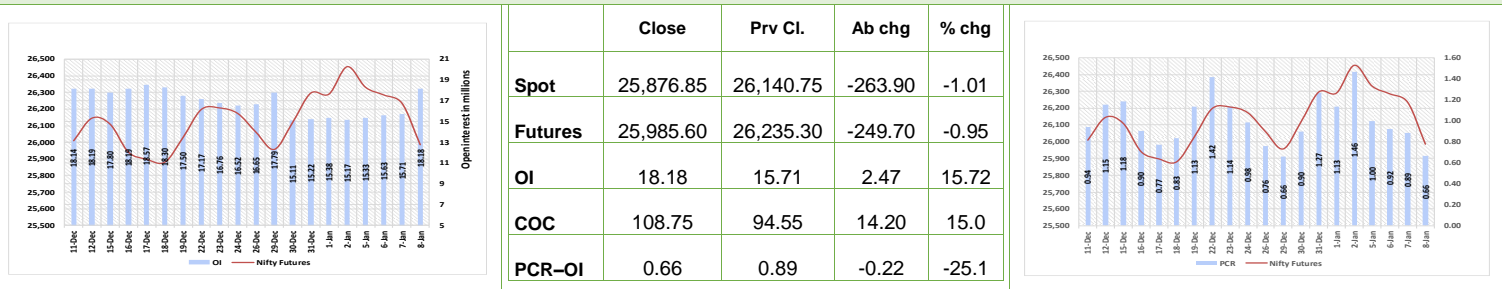
OUTLOOK



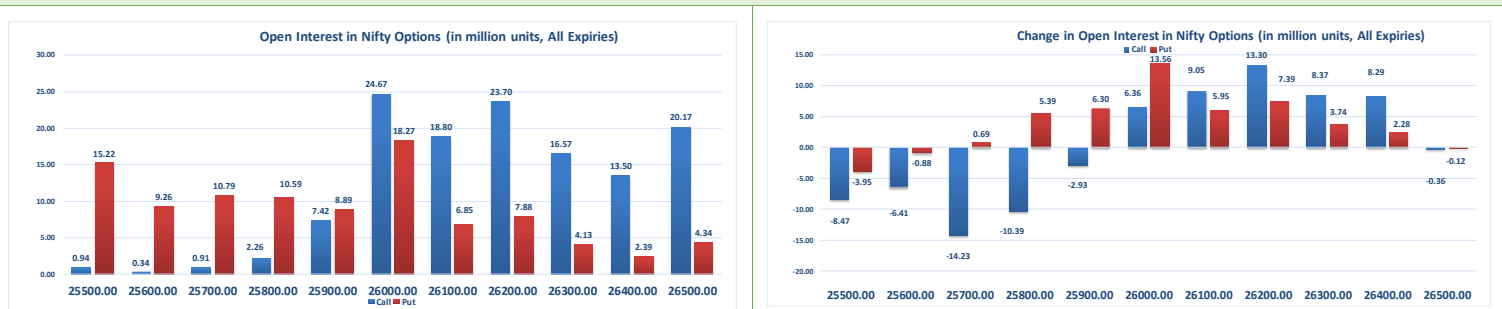
Summary

Indian markets closed on a negative note where selling was mainly seen in Metal, Oil & Gas, PSU Bank, Chemicals, Media, Information Technology and Realty. Nifty Jan Futures closed at 25,985.60 (down 249.70 points) at a premium of 108.75 pts to spot.

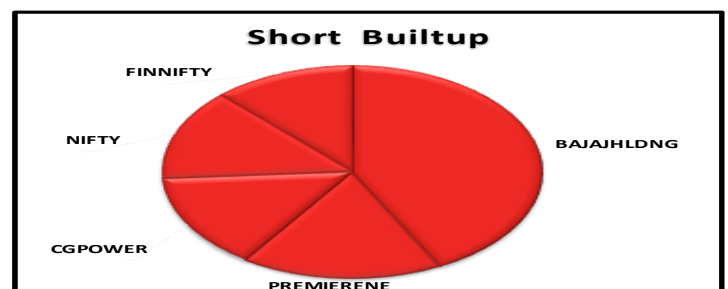
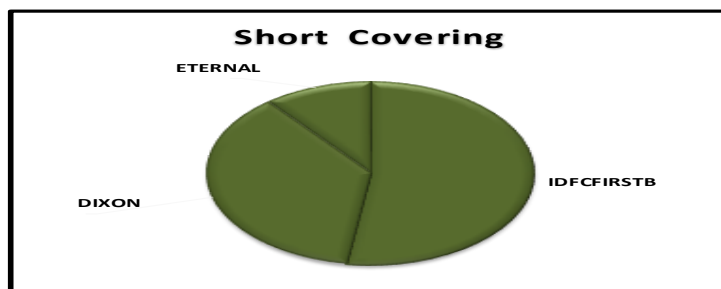
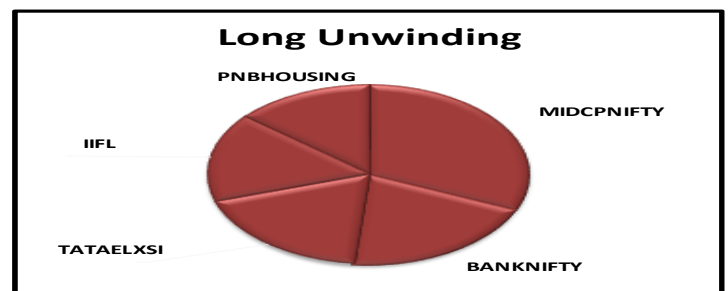
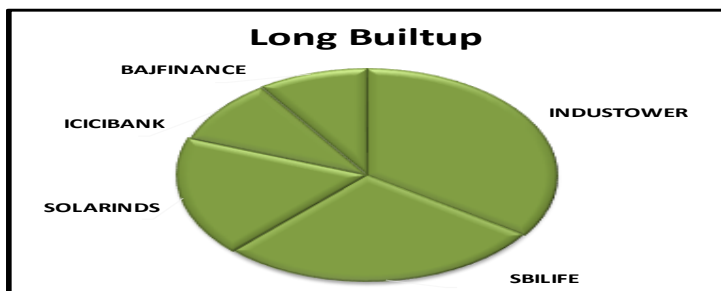
Nifty Snapshot



Open Interest in Nifty Options



- » The above second chart shows previous trading day's change in Nifty options where Additions in OI were seen in 26400, 26300, 26200, 26100, 26000 strike Calls and at 26200, 26100, 26000, 25900, 25800 strike Puts indicating market is likely to remain range bound in near term.
- » Highest OI build-up is seen at 26000 strike Calls and 26000 strike Puts, to the tune of 24.67mn and 18.27mn respectively.



DAILY DERIVATIVES RESEARCH REPORT

(Price is in Rs; OI is in million units; Price chg and OI chg are in percentage) **NB RESEARCH**

Fresh Longs seen in:					Fresh Shorts seen in:				
Scrip	Price	Price chg	OI	OI Chg	Scrip	Price	Price chg	OI	OI Chg
INDUSTOWER	433.0	0.6	95.7	3.1	BAJAJHLDNG	11242.0	-0.1	0.1	47.8
SBILIFE	2090.1	0.5	9.3	2.5	PREMIERENE	726.5	-3.8	4.6	19.3
SOLARINDS	13509.0	0.9	1.1	1.7	CGPOWER	613.4	-4.0	18.8	16.4
ICICIBANK	1438.9	0.6	114.5	0.9	NIFTY	25985.6	-1.0	18.2	15.7
BAJFINANCE	973.8	0.0	99.3	0.9	FINNIFTY	27773.2	-0.7	0.0	13.7
Short Covering seen in:					Long Unwinding seen in:				
Scrip	Price	Price chg	OI	OI Chg	Scrip	Price	Price chg	OI	OI Chg
IDFCFIRSTB	86.3	1.7	306.9	-5.0	MIDCPNIFTY	13795.9	-2.3	2.1	-10.8
DIXON	12015.0	1.6	2.9	-3.6	BANKNIFTY	59885.2	-0.5	1.3	-6.9
ETERNAL	284.6	0.8	285.4	-1.0	TATAELXSI	5727.0	-2.6	1.6	-6.4
					IIFL	648.9	-1.8	10.5	-5.5
					PNBHousing	982.9	-2.3	13.9	-4.8

Institutional Activity

Institutional Activity in previous trading session				Net FII Activity (in Rs cr.)				
(in Rs cr.)	Buy	Sell	Net	Date	Idx Fut	Stk Fut	Idx Opt	Cash
Index Futures	2984.87	8269.72	-5284.85	8-Jan	-5284.9	-3270.0	-11189.0	-3367
Index Options	1302741.77	1313930.73	-11188.96	7-Jan	-1450.0	-1073.1	-1498.7	-1528
Stock Futures	23468.33	26738.29	-3269.96	6-Jan	55.9	-1056.8	4464.9	-108
Stock Options	34069.71	33375.30	694.41	5-Jan	401.5	-2567.9	-1858.2	-36
FII Cash	11,090.27	14,457.39	-3,367.12	2-Jan	2358.7	242.9	-2106.8	290
DII Cash	18,707.23	15,006.06	3,701.17	1-Jan	344.3	-565.9	-2739.9	-3269

Technical Pivot (Intraday):

	S2	S1	PIVOT	R1	R2
NIFTY	25810	25895	26055	26140	26300
BANKNIFTY	59465	59675	59965	60175	60460

Derivative Recommendations:

Stock Name	Call (Buy/Sell)	Entry price	Targets	Stop Loss	Duration	Status
NIFTY 26000 CE	Buy	88	170	48	1-2 Days	OPEN

DAILY DERIVATIVES RESEARCH REPORT

NIFTY50 Options OI (CE OI = Resistance) (PE OI = Support)			
Symbol	Highest CE OI	Highest PE OI	CMP
ADANIENT	2300	2200	2217
ADANIPTS	1500	1480	1467
APOLLOHOSP	7500	7000	7398
ASIANPAINT	3000	2600	2798
AXISBANK	1300	1300	1292
BAJAJ-AUTO	10000	9000	9767
BAJAJFINSV	2080	1900	2013
BAJFINANCE	1000	1000	974
BEL	420	400	418
BHARTIARTL	2200	2100	2076
CIPLA	1500	1400	1464
COALINDIA	430	400	427
DRREDDY	1300	1250	1205
EICHERMOT	8100	7000	7585
ETERNAL	300	280	285
GRASIM	2900	2800	2806
HCLTECH	1680	1600	1642
HDFCBANK	1000	900	951
HDFCLIFE	780	750	761
HINDALCO	1000	800	907
HINDUNILVR	2400	2300	2397
ICICIBANK	1400	1400	1439
INDIGO	5100	5000	4930
INFY	1660	1620	1620
ITC	400	350	343

NIFTY50 Options OI (CE OI = Resistance) (PE OI = Support)			
Symbol	Highest CE OI	Highest PE OI	CMP
JIOFIN	300	300	294
JSWSTEEL	1200	1100	1161
KOTAKBANK	2200	2100	2139
LT	4200	4100	4033
M&M	3800	3700	3740
MARUTI	17500	16000	16734
MAXHEALTH	1100	1040	1033
NESTLEIND	1340	1300	1313
NTPC	360	330	344
ONGC	240	240	232
POWERGRID	280	260	260
RELIANCE	1600	1500	1477
SBILIFE	2140	2100	2090
SBIN	1050	1000	1001
SHRIRAMFIN	1000	900	996
SUNPHARMA	1800	1760	1769
TATACONSUM	1220	1080	1203
TMPV	400	360	360
TATASTEEL	200	180	181
TCS	3300	3200	3183
TECHM	1800	1600	1585
TITAN	4300	4000	4264
TRENT	4100	4000	3998
ULTRACEMCO	12200	11500	12083
WIPRO	270	260	261

DAILY DERIVATIVES RESEARCH REPORT

OI against MWPL				
Symbol	MWPL	Open Interest	Limit for next day	% OI
KAYNES	4679418	9593700	733292	205%
IRCTC	32504261	60870250	7818032	187%
IEX	133395043	247383750	37472196	185%
SAMMAANCAP	122326971	178243600	Ban	146%
BANDHANBNK	144289555	199198800	3752682	138%
RVNL	84941460	112297950	38168605	132%
SAIL	216861410	272144100	Ban	125%
DIXON	6452220	7703250	3080406	119%
NBCC	154894704	173628000	57245365	112%
CONCOR	51639257	57306250	15754964	111%
LICHSGFIN	45183075	49962000	9288462	111%
HUDCO	75071250	82617300	29152973	110%
RBLBANK	91953095	100984050	16217811	110%
IREDA	119011160	125952600	55681543	106%
NMDC	517037525	546297750	157609845	106%
TATATECH	25116370	26140000	12788480	104%
NATIONALUM	134225816	138555000	72946319	103%
MAZDOCK	11364224	11631800	5465489	102%
INOXWIND	144708707	146718000	40003217	101%
PATANJALI	50886533	49053600	7533924	96%
IDEA	12037179660	11433998700	4169200455	95%
ABCAPITAL	122657000	116172500	34905981	95%
AMBUJACEM	79841849	75537000	23145940	95%
PGEL	24030912	22501700	10754659	94%
IRFC	200960551	188143250	128052071	94%
CDSL	26647500	24776475	14128805	93%
KALYANKJIL	57654984	53423725	17362557	93%
MANAPPURAM	82205057	74397000	31565399	91%
ANGELONE	9673308	8723250	5085990	90%
BIOCON	91057772	81462500	37841274	89%
CROMPTON	96587231	85608000	34806574	89%
EXIDEIND	68856800	60456600	32178411	88%
RECLTD	187084550	163016000	91841900	87%

OI against MWPL				
Symbol	MWPL	Open Interest	Limit for next day	% OI
BHEL	192361942	164220000	107166009	85%
BDL	13786716	11677400	8206979	85%
JUBLFOOD	58761693	49098750	29496366	84%
MCX	38177110	31103125	21449026	81%
GODREJPROP	17263909	13967525	7288332	81%
DLF	96058266	77205975	40236049	80%
JIOFIN	355358091	266948250	173364407	75%
AUROPHARMA	41977935	31456150	17120263	75%
PNB	515822637	381336000	245602862	74%
GLENMARK	22585180	16500750	10152387	73%
TATAELXSI	5241546	3802700	3357447	73%
INDUSTOWER	193623116	139587000	86269937	72%
UPL	84228583	60667415	39562736	72%
ADANIENT	49117354	35146278	24820298	72%
INDUSINDBK	93808799	66988600	44986052	71%
PETRONET	108255733	76076000	59298825	70%
SYNGENE	24733183	17208000	15015865	70%
BOSCHLTD	882048	604000	630146	68%
PFC	217835555	146070600	126249152	67%
PNBHOUSING	28118603	18729750	12712102	67%
COFORGE	50189409	32659125	30616700	65%
LICI	33206238	21596400	20190009	65%
ASHOKLEY	423719104	273090000	226748429	64%
LTF	127100972	81375750	78719743	64%
HINDZINC	161247058	102554550	115467839	64%
CANBK	504315430	320159250	325085084	63%
JSWENERGY	80385888	50965000	38974834	63%
OFSS	3582756	2224575	2046712	62%
HAL	28450886	17656950	17580766	62%
GMRAIRPORT	534704421	330705675	329045508	62%
TATAPOWER	202215001	125058150	132149167	62%
ASTRAL	18450534	11393825	10759524	62%
BANKBARODA	279476623	170264250	182886358	61%

FROM THE EQUITY DERIVATIVE DESK:

NIRAV HARISH CHHEDA

AVP - DERIVATIVES AND TECHNICAL RESEARCH

E-Mail: nirav.chheda@nirmalbang.com

Tel no: 6273-8199/8000

AMIT BHUPTANI

SNR.DERIVATIVES AND TECHNICAL RESEARCH

E-Mail: amit.bhuptani@nirmalbang.com

Tel no: 6273-8242/8000

DISCLOSURE

Research Reports that are published by Nirmal Bang Securities Private Limited (hereinafter referred to as “NBSPL”) are for private circulation only. NBSPL is a registered Research Analyst under SEBI (Research Analyst) Regulations, 2014 having Registration no. INH000001766. NBSPL is also a registered Stock Broker with National Stock Exchange of India Limited, BSE Limited, Metropolitan Stock Exchange of India Limited, Multi Commodity Exchange of India Limited and , National Commodity and Derivative Exchange Limited in Capital Market , Equity and Commodities derivatives segments and Currency Derivatives Segment . NBSPL has other business divisions with independent research teams separated by Chinese walls, and therefore may, at times, have different or contrary views on stocks and markets. NBSPL or its associates have not been debarred / suspended by SEBI or any other regulatory authority for accessing / dealing in securities Market since last 20 years. NBSPL, its associates or analyst or his relatives do not hold any financial interest (Except Investment) in the subject company. NBSPL or its associates or Analyst do not have any conflict or material conflict of interest at the time of publication of the research report with the subject company. NBSPL or its associates or Analyst or his relatives may or may not hold beneficial ownership of 1% or more in the subject company at the end of the month immediately preceding the date of publication of this research report. NBSPL or its associates / analyst has not received any compensation / managed or co-managed public offering of securities of the company covered by Analyst during the past twelve months. NBSPL or its associates have not received any compensation or other benefits from the company covered by Analyst or third party in connection with the research report. Analyst has not served as an officer, director or employee of Subject Company. NBSPL / analyst has not been engaged in market making activity of the subject company. Analyst Certification: The research analysts and authors of these reports, hereby certify that the views expressed in this research report accurately reflects my/our personal views about the subject securities, issuers, products, sectors or industries. It is also certified that no part of the compensation of the analyst(s) was, is, or will be directly or indirectly related to the inclusion of specific recommendations or views in this research. The analyst(s) principally responsible for the preparation of this research report and has taken reasonable care to achieve and maintain independence and objectivity in making any recommendation.

DISCLAIMER

The Research Report is for the personal information of the authorized recipient and does not constitute to be any investment, legal or taxation advice. NBSPL is not soliciting any action based upon it. Nothing in the research report shall be construed as a solicitation to buy or sell any security or product, or to engage in or refrain from engaging in any such transaction. In preparing the research report, we did not take into account the investment objectives, financial situation and particular needs of the reader. The research report has been prepared for the general use of the clients of NBSPL and must not be copied, either in whole or in part, or distributed or redistributed to any other person in any form. If you are not the intended recipient you must not use or disclose the information in the research report in any way. Though disseminated to all the customers simultaneously, not all customers may receive the research report at the same time. NBSPL will not treat recipients as customers by virtue of their receiving the research report. The research report is not directed or intended for distribution to or use by any person or entity resident in a state, country or any jurisdiction, where such distribution, publication, availability or use would be contrary to law, regulation or which would subject NBSPL & its group companies to registration or licensing requirements within such jurisdictions. The report is based on the information obtained from sources believed to be reliable, but we do not make any representation or warranty that it is accurate, complete or up-to-date and it should not be relied upon as such. We accept no obligation to correct or update the information or opinions in it. NBSPL or any of its affiliates or employees shall not be in any way responsible for any loss or damage that may arise to any person from any inadvertent error in the information contained in the research report. NBSPL or any of its affiliates or employees do not provide, at any time, any express or implied warranty of any kind, regarding any matter pertaining to this report, including without limitation the implied warranties of merchantability, fitness for a particular purpose, and non-infringement. The recipients of the research report should rely on their own investigations. This information is subject to change without any prior notice. NBSPL reserves its absolute discretion and right to make or refrain from making modifications and alterations to this statement from time to time. Nevertheless, NBSPL is committed to providing independent and transparent recommendations to its clients, and would be happy to provide information in response to specific client queries. Before making an investment decision on the basis of research report, the reader needs to consider, with or without the assistance of an adviser, whether the advice is appropriate in light of their particular investment needs, objectives and financial circumstances. There are risks involved in securities trading. The price of securities can and does fluctuate, and an individual security may even become valueless. International investors are reminded of the additional risks inherent in international investments, such as currency fluctuations and international stock market or economic conditions, which may adversely affect the value of the investment. Opinions expressed are subject to change without any notice. Neither the company nor the director or the employees of NBSPL accept any liability whatsoever for any direct, indirect, consequential or other loss arising from any use of the research report and/or further communication in relation to the research report. Here it may be noted that neither NBSPL, nor its directors, employees, agents or representatives shall be liable for any damages whether direct or indirect, incidental, special or consequential including lost revenue or lost profit that may arise from or in connection with the use of the information contained in the research report. Copyright of this document vests exclusively with NBSPL. Our reports are also available on our website www.nirmalbang.com Registration granted by SEBI and certification from NISM in no way guarantee performance of NBSPL or provide any assurance of returns to investors.

**Nirmal Bang Research (Division of Nirmal Bang Securities Pvt. Ltd.) B-2, 301/302, Marathon Innova,
Opp. Peninsula Corporate Park Off. Ganpatrao Kadam Marg Lower Parel (W), Mumbai-400013
Board No. : 91 22 6723 8000/8001 Fax : 022 6723 8010**